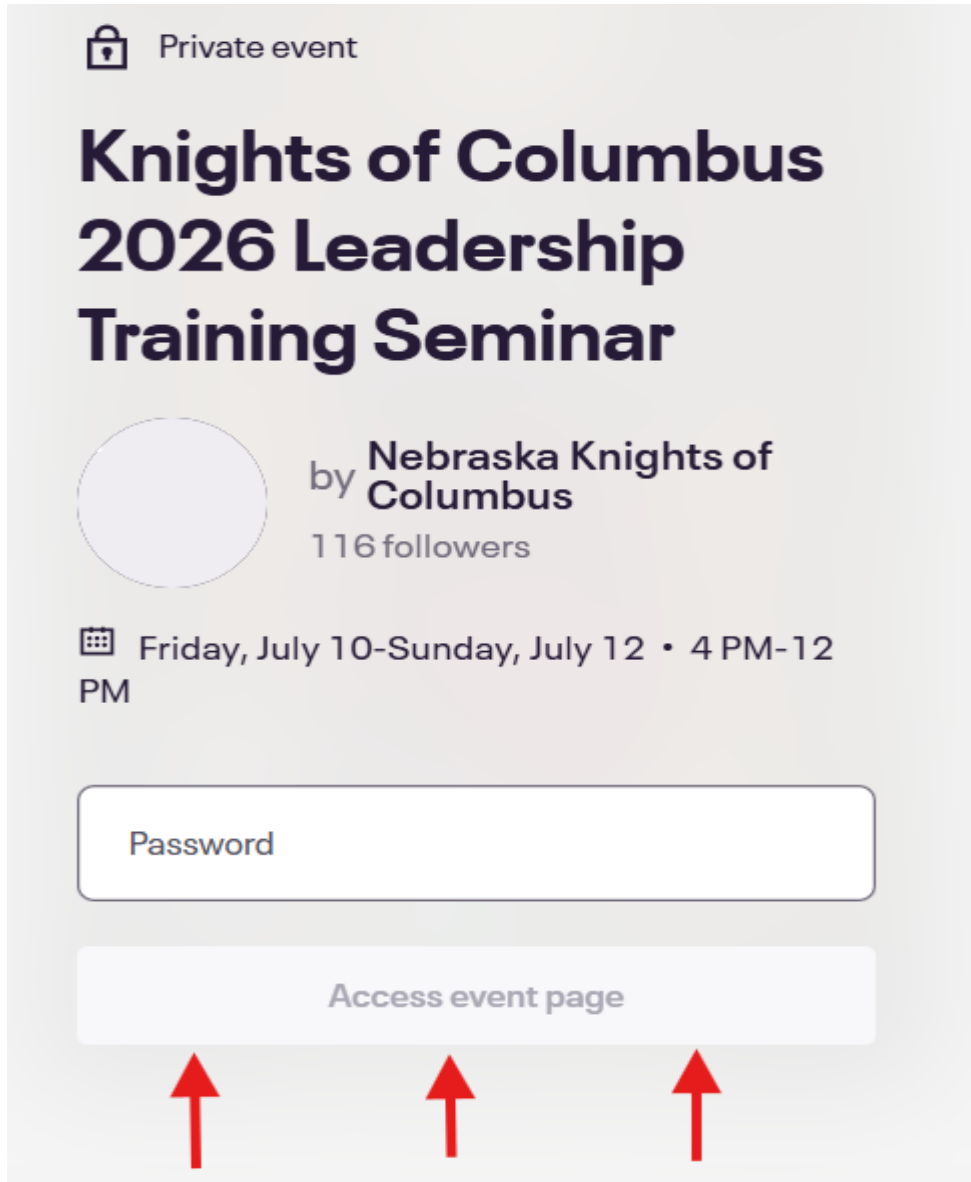


2026 Leadership Training Seminar Registration Instructions

Website

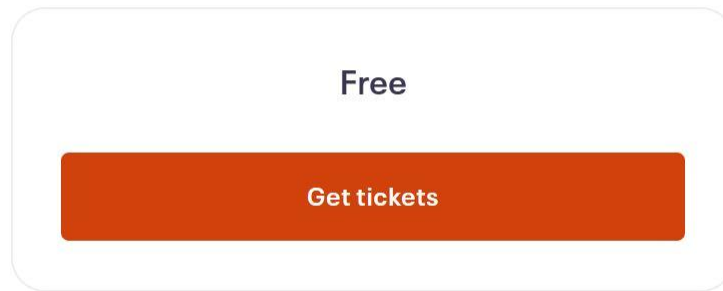
- The link below will take you to the Eventbrite Website for Registration
 - <https://nekc2026JulyTraining.eventbrite.com>
 - To login to the site, the required password is **Contact Patrick Dority @ bowler224@hotmail.com or (402)326-3872 for password**
 - Enter the password into the required section and click on the arrow on the right side of the box as shown below.



- This will take you to the event screen. You will then click the red **Get Tickets** button on the right side of the screen. The button will look like this:

2026 Leadership Training Seminar Registration Instructions

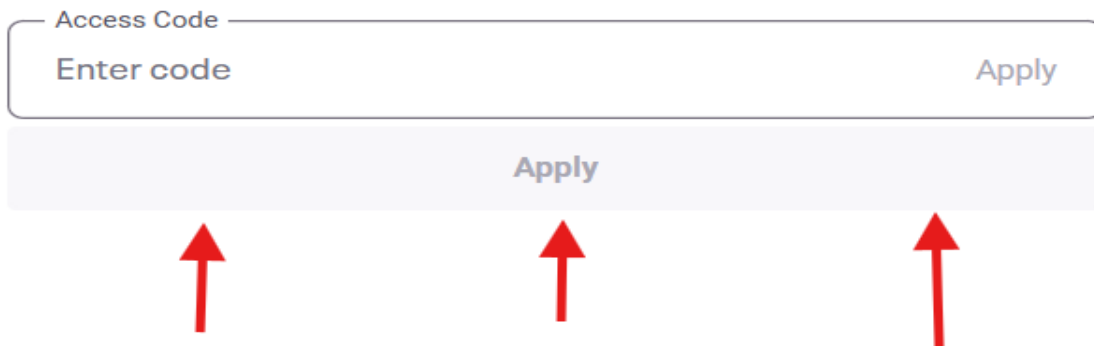
Website



- After you click on the 'Get Tickets' button, you will be sent to the promo code page. You must type in your promo code in the box at the top. The **APPLY** button will turn blue. You can click the blue **APPLY** button or the **Red** apply button below. Please note the locations in the picture below:

■ Your access code is _____

You must have an access code to view tickets for this event.



- After you click one of the apply button a **Green** check mark will show up next to the word **Remove**. There is also a message below your promo code saying that the promo code has been applied. This will reveal your ticket options. **Use the scroll bar on the right to reveal more tickets.** Please see below.

2026 Leadership Training Seminar Registration Instructions

Website

Knights of Columbus 2026 Leadership Training Seminar

July 10 - 4pm - July 12 - 12pm CDT

Promo Code

Enter code ✓ Remove

NEKC2026JULY applied. New tickets unlocked below.

Registration - I plan to attend - 0 +

Free 300 Remaining

🔒 Unlocked

Sales end on Jun 26, 2026

Registration - I am unable to attend - 0 +

Free 300 Remaining

🔒 Unlocked

Sales end on Jun 26, 2026

Indicate you will not be able to attend. You will be prompted to provide the reason

Check out

Tickets available will indicate your intent to attend, hotel preferences and meal choices.

- Registration
 - I plan to attend
 - I am unable to attend
- Hotel Accommodations
- Meal Choices
- Any Special Events

During the Checkout process you will be asked to Provide the following contact information:

- First Name
- Last Name
- E-mail address
- Cell phone

Answer Supporting Questions to identify your position(s) within the state, hotel room expectations and note dietary restrictions.

- Choose "Primary" Position you hold within the State
 - Indicate if you hold more than one position and type in the additional positions
- Provide Lady's Name and Email that will attend the Ladies Program if chosen.
- Select nights lodging is requested.

2026 Leadership Training Seminar Registration Instructions

Website

- Wednesday – Approval of State Deputy required
- Thursday – Approval of State Deputy required
- Friday
- Saturday
- Select Room Type
 - Single Bed
 - Two Beds
 - Suite – Approval of State Deputy required
- Indicate total number of people staying in the room.
- Indicate if you have specific room requests and provide request – request will be forwarded to the hotel for consideration.
 - e.g. Handicap access, etc.
- Indicate if anyone you are ordering meals for on this order has specific dietary restrictions or needs.
 - Provide specific restrictions/needs, these will be forwarded on to the hotel for their awareness.
- Indicate if you will be needing a highchair.

Order Completion:

- Once you have selected the tickets you wish to get you will need to click the red **CHECK OUT** button. This will take you to the required information page (as mentioned above). Once you have entered all the information and answered the required questions you will click on the red **REGISTER** button.

If you will be needing extra meals (meals that would need to be paid for), you will need to complete a second registration.

- You will use the same link to take you to the Eventbrite Website for Registration
 - <https://nekc2026JulyTraining.eventbrite.com>
 - To login, you will use the same password.
 - **Contact Patrick Dority for password**
 - After entering the password, you will then click the red **Get Tickets** button on the right side of the screen. After you click on the 'Get Tickets' button you will be sent to the promo code page. You must type in your promo code in the box at the top. The **APPLY** button will turn blue. You **MUST** click the blue **APPLY** button.

● **The Access Code is **Extra****

The only ticket options available using this code are for paid meals that are not included in the gratuities afforded to your position. You do not have to indicate if you are planning to attend again.

Examples of this would be:

- Children attending any of the meals
- Spouse of a Director
 - This does not include couples that are co-directors (Faith & Family)
- Spouse of a District Deputy

2026 Leadership Training Seminar Registration Instructions

Website

During the Checkout process you will be asked to Provide the following contact information:

- First Name
- Last Name
- E-mail address
- Cell phone

Answer Supporting Questions to identify your position(s) within the state and note dietary restrictions.

- Choose "Primary" Position you hold within the State
 - Indicate if you hold more than one position and type in the additional positions
- Indicate if anyone you are ordering meals for on this order has specific dietary restrictions or needs.
 - Provide specific restrictions/needs, these will be forwarded on to the hotel for their awareness.

Order Completion:

- Once you have selected the tickets you wish to get you will need to click the red **CHECK OUT** button. This will take you to the required information page (as mentioned above). Once you have entered all the information and answered the required questions you will click on the red **REGISTER** button.